



First Edition, 2012

## PREFACE

*Music is that elevated science which affects the passions by sound. There are few who have not felt its charms and acknowledged its expressions to be intelligible to the heart. It is a language of delightful sensations, far more eloquent than words; it breathes to the ear the clearest intimations; it touches and gently agitates the agreeable and sublime passions; it wraps us in melancholy, and elevates us to joy; it dissolves and influences, it melts us to tenderness and excites us to war. This science is truly congenial to the nature of man, for by its powerful charms the most discordant passions may be harmonized and brought to perfect unison; but it never sounds with such seraphic harmony as when employed in singing hymns of gratitude to the Creator of the Universe.*

*The Freemason's Hymnal  
Waldemar Malmene, 1875  
St. Louis, Missouri*

Welcome to Music in Masonry provided through our Grand Lodge Website. You have downloaded a guide and a series of 26 musical selections and one oration. The guide is designed to be very user-friendly and the music, produced and recorded by fellow lodge members, is carefully chosen. It includes Opening and Closing Hymns, slow and quick paced march music, organ, trumpet, and bagpipe selections, choral quartet music, and appropriate narration.

This Guide and Album is designed specifically for Canadian Rite Lodges. However, it can be very useful and enjoyable in Ancient York Rite lodges as well.

Every Masonic Lodge in the Grand Jurisdiction of Alberta can now enjoy the pleasure, inspiration and energy that music can add to Lodge meetings. This Guide and Album affords a great opportunity for lodges that are not fortunate in having an organist.

This Guide is intended to aid and instruct a brother mason in learning to perform the duties of Director of Music (DOM). The term DOM, is distinct

from that of Organist or Musician, who actually plays music on an organ, piano or other instrument. The DOM should work in close conjunction with the Worshipful Master and be ever vigilant as to what is happening in the lodge room. If your lodge does not have a brother who is prepared to assume this duty, the Director of Ceremonies may be the appropriate member to accept this responsibility.

The Guide will provide cues (the last words in a phrase) and suggested track numbers to choose from (9, 14, 18, etc.). These numbers may be noted in the margin of the ritual of the DOM, for quick reference. For convenience and safe-keeping, it is suggested that a regular 3-ring binder with a zipper be used to accommodate the guide and memory stick, disc, etc.

Music is intended to compliment the work of the lodge and to add dignity, energy and enjoyment to our lodge meetings. We all remember the effort involved with memorizing ritual work. It will take as much time and effort to be a DOM, and also for the officers and members to become comfortable with the music.

It is intended that members participate in the music when singing the Opening and Closing Hymns, So Mote It Be, etc. Patience will be well rewarded.

It is suggested that the Worshipful Master alert the members of the lodge that they are encouraged to sing along with the quartet when singing the Hymns. A simple warning "and now we will sing..." would be helpful.

Copyright laws are becoming more complicated and restrictive. Considerable attention has been given to this, and lodges can rest assured that the selected music complies with current laws. If recorded music had been included when producing the music, we could be exposed to paying licence and tariff fees.

Enjoy this Guide and Album. It is difficult to anticipate every problem and need. This is our first attempt to incorporate music by using electronic devices. Music in Masonry, First Edition 2012, is a platform on which we can build in the future. Your observations and feedback are vital to the future success of this project. A survey of lodges may be conducted in the future to assess the success of Music in Masonry.

*The object of all our ceremonies is to make a lasting impression upon every candidate and the continued enjoyment by every member of our lodges. The eloquence of the most powerful speaker will come with greater force when music precedes or follows a lecture. The thoughts and effects of the lectures can be more effectively pondered and sustained by gently interjecting quiet, nondescript musical Interludes between lectures.*

The DOM may want to play quiet music before the lodge meeting while the brethren are waiting for the meeting to open. This may be repeated after the meeting is closed.

Music to accompany degree work should complement the eloquence of the lectures and should not distract from their meaning and intent. The music should not be played during the lecture. It is suggested that nondescript music be used between lectures while the deacons and candidate(s) are perambulating. If there is any association with recognized music, it may cause the candidate to lose the meaning of the lecture. Therefore, it is suggested that tracks 6, 7, 8 and 22 may be suitable. Traditional march music is not suitable because of the setting and difficulty for the candidate to keep time.

### **SYLLABUS OF MUSIC FOR LODGE MEETINGS – Hu Puffer**

Pitchpipers (PP)

1. OPENING OF LODGE MEETING
  - a. O Canada led by the PP - 5 piano - 25
  - b. Opening Hymn led by the PP - 1
  - c. So Mote It Be led by the PP - 3
2. CLOSING OF LODGE MEETING
  - a. Closing Hymn led by the PP - 2
  - b. Fidelity, Fidelity, Fidelity led by the PP - 4
3. GENERAL
  - a. Oration, Music in Masonry ... Don Corness - 12
  - b. O Canada ...Piano - 25 PP - 5
  - c. God Save the Queen...piano - 23
  - d. Auld Lang Syne...piano - 20 bagpipes - 9





#### 4. PERAMBULATION MUSIC

- a. Quick
  - i. Organ...March Medley – 14,17,19
  - ii. Piano - 21, 24, 26, 27
  - iii. Bagpipes - 10
  - iv. Trumpet - 11
- b. Slow
  - i. Organ - 18
  - ii. Piano - 22
  - iii. Bagpipes - 8

#### 5. MUSIC FOR DEGREES

- a. Slow
  - i. Organ - 18
  - ii. Piano - 22
  - iii. Twelve Chimes - 13
  - iv. Hymns - 6 or 7
  - v. Bagpipes - 8

#### 6. FESTIVE BOARD

- a. Auld Lang Syne...Piano - 20
- b. Auld Lang Syne...Bagpipes - 9



### SYLLABUS FOR MASONIC MUSIC – Neil Lonsbury

If your Lodge sings O Canada, it should be immediately after the WM has rapped once, the SW once, the JW once, then the WM should rap 3 times, and announce “Brethren, O Canada”

*Play track 5.*

#### **Opening in the 1<sup>st</sup> degree:**

WM: Bro Sr. Deacon, you will arrange the 3 lesser lights

*Play any part of tracks 10, 11, 14, 15, 16, 17, 19, 21, 22, 24, 26, or 27.*

*While opening the VOSL*

*Play any part of tracks 6, 7, 8, or 18.*

*On their march back to their stations.*

*Play another part of tracks 10, 11, 14, 15, 16, 17, 19, 21, 22, 24, 26, or 27.*

Opening prayer: WM: “be conducted in peace and closed in harmony

*Play “So Mote It Be” track 3*

After the WM has declared the Lodge open WM (...) SW(...) JW(...) IG(...) Tyler(...)

*Play Opening Hymn track 1*

**Opening in the 2<sup>nd</sup> degree:**

If any brethren below the degree of FC have to leave,

*Play any part of tracks 10, 11, 14, 15, 16, 17, 19, 21, 22, 24, 26, or 27.*

Opening prayer: WM: “ in the paths of virtue and science”

*Play “So Mote It Be” track 3.*

WM: W Bro xxx, you will arrange the 3 great lights

*Play any part of tracks 10, 11, 14, 15, 16, 17, 19, 21, 22, 24, 26, or 27.*

*While opening the VOSL,*

*Play any part of tracks 6, 7, 8 or 18.*

*On their march back to their stations.*

*Play another part of tracks 10, 11, 14, 15, 16, 17, 19, 21, 22, 24, 26, or 27.*

**Opening in the 3<sup>rd</sup> degree:**

If any Brethren below the degree of MM have to leave,

*Play any part of tracks 10, 11, 14, 15, 16, 17, 19, 21, 22, 24, 26, or 27.*

Opening prayer: “and may the MH prosper our united endeavors”

*Play “So Mote It Be” track 3.*

WM: Bro xxx you will arrange the 3 great lights

*Play any part of tracks 10, 11, 14, 15, 16, 17, 19, 21, 22, 24, 26, or 27.*

*While opening the VOSL,*

*Play any part of tracks 6, 7, 8 or 18.*

*On their march back to their stations.*

*Play another part of tracks 10, 11, 14, 15, 16, 17, 19, 21, 22, 24, 26, or 27.*

**Closing in the 3<sup>rd</sup> degree:**

WM: Let those C, Ss, Ts and Ws be regularly communicated to me.

*Play parts of tracks 10, 11, 14, 15, 16, 17, 19, 21, 22, 24, 26, or 27 when there is no speaking, and on march back to stations.*

WM: W Bro xxx you will arrange the 3 great lights

*Play any part of tracks 10, 11, 14, 15, 16, 17, 19, 21, 22, 24, 26, or 27.*

*While opening the VOSL,*

*Play any part of tracks 6, 7, 8, or 18.*

*On their march back to their stations.*

*Play another part of tracks 10, 11, 15, 16, 17, or 20.*



**Closing in the 2<sup>nd</sup> degree:**

WM: ....discharge our duty towards Him with fervency and zeal.

*Play "So Mote It Be" Track 3.*

WM: W Bro xxx you will arrange the 3 great lights

*Play any part of tracks 10, 11, 14, 15, 16, 17, 19, 21, 22, 24, 26, or 27.*

*While opening the VOSL,*

*Play any part of tracks 6, 7, 8, or 18.*

*On their march back to their stations.*

*Play another part of tracks 10, 11, 14, 15, 16, 17, 19, 21, 22, 24, 26, or 27.*

**Closing in the 1<sup>st</sup> degree**

WM: .... With every moral and social virtue

*Play "So Mote It Be" track 3.*

WM: ....you have my command to close this Lodge (...)

*Play track 2, first verse.*

SW: ....shall have due notice (...)

*Play track 2 second verse.*

JW: ....happy to meet again (...)

*Play track 2 third verse.*

WM: ....Bro Sr. Deacon you will close the 3 lesser lights

*Play any part of tracks 10, 11, 14, 15, 16, 17, 19, 21, 22, 24, 26, or 27.*

*While opening the VOSL,*

*Play any part of tracks 6, 7, 8, or 18.*

*On their march back to their stations.*

*Play another part of tracks 10, 11, 14, 15, 16, 17, 19, 21, 22, 24, 26, or 27.*

IPM: .....in the safe and sacred repository of our hearts, uniting with

*Play "Fidelity, Fidelity, Fidelity" track 4.*

Any perambulating about the Lodge should be accompanied by appropriate march music.

Any dealings at the altar should be accompanied by appropriate solemn music.

NO MUSIC should be played while a person is speaking.

The DOM may just want to put track numbers along side the appropriate passages in his ritual.

The DOM should practice using the volume controls to start or stop music along with the play/stop buttons. He should also gauge the size of the hall, the mood of the evening, and any other circumstance which may call for a change in volume.

Most degree work should be accompanied by either march or quiet music at the appropriate times. Tracks 6, 7, 8, or 18 are all quiet tracks. Tracks 10, 11, 14, 15, 16, 17, or 20 are marches.

For your reference, the tracks are as follows:

- Track 1 Opening Ode Canadian Rite
- Track 2 Closing Ode Canadian Rite
- Track 3 So Mote It Be
- Track 4 Fidelity Closing of VOSL
- Track 5 O Canada
- Track 6 The Lord's Prayer
- Track 7 Nearer My God to Thee
- Track 8 Amazing Grace bagpipes and organ
- Track 9 Auld Lang Syne - bagpipes
- Track 10 Pay the Piper bagpipes
- Track 11 Trumpet Voluntary Trumpet & Organ
- Track 12 Oration by Don Corness
- Track 13 Hour of Twelve on handbell
- Track 14 Perambulation march time -1
- Track 15 Perambulation march time -2
- Track 16 Perambulation Pomp and Circumstance
- Track 17 Perambulation march time -3
- Track 18 Perambulation quiet time
- Track 19 Medley of Scottish Marches organ
- Track 20 Auld Lang Syne - Piano
- Track 21 GM March by Ted Arklie for Thompson
- Track 22 GM March by Ted Arklie for Troock
- Track 23 God Save the Queen - Piano
- Track 24 March Pontificale - Piano
- Track 25 O Canada - Piano
- Track 26 Pomp and Circumstance - Piano
- Track 27 Soldier's March - Piano

## **TECHNICAL EQUIPMENT AND REPRODUCTION OF MUSIC**

If you wish to use a CD player, download the music from the Grand Lodge website and burn it to a CD.

Place the CD in the CD player.

Follow the instructions included in this guide.

Press Play or Stop as appropriate to play the required music.

When complete, remove the CD from the player and store in a safe place.

If you wish to use a memory stick, download the music from the Grand Lodge website and save it to your memory stick.

Insert the memory stick into a USB 2.0 port on your computer.

You can either copy the music selections to a folder on your computer (this should be done ahead of time if you wish to use this method) or you can play the music directly from the memory stick using the directions in this guide.

The music selections will play on Windows Media Player, Real Player or Itunes software.

Using one of the these three software packages, load the software.

Select the music you wish to play (it will take a few seconds to load).

Select the play button to start (it will take a second or two to start).

Select the stop button to stop.

Play and stop according to the instructions in this guide.

When complete **SAFELY** remove the memory stick and store in a safe place.

Once the music is downloaded, you can play it from your computer using the speakers built in to the computer or you can add a couple of side speakers, any compatible brand will do, to enhance the sound quality. This is the recommended method for larger halls. For the more technical members, the music can also be downloaded to a smart phone, and the smart phone can be used to play the selections themselves or through a wireless connection to your computer.

### **OPENING HYMN - Accompanied by The Pitchpipers**

Hail eternal, by whose aid,  
All created things were made.  
Heav'n and earth Thy vast design;  
Hear us Architect Divine.

May our work begun in thee,  
Ever blest with order be;  
And may we, when labours cease,  
Part in harmony and peace.

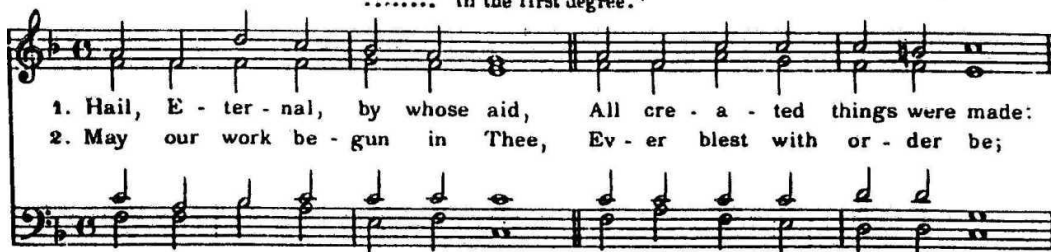
By thy glorious Majesty,  
By the trust we place in thee,  
By the badge and mystic sign  
Hear us Architect Divine.



## OPENING HYMN

Tune: "University College" W.M. Brethren in the name  
..... in the first degree."


H. J. Gauntlett, 1805-1876.



1. Hail, E - ter - nal, by whose aid, All cre - a - ted things were made:  
2. May our work be - gun in Thee, Ev - er blest with or - der be;



Heav'n and earth Thy vast de - sign; Hear us, Ar - chi - tect di - vine.  
And may we, when la - bors cease, Part in har - mon - y and peace.



So mote it be.

## CLOSING

W. M. "Bro. S. W. .... to close this L." Knocks. 1st verse.  
S. W. "Brethren .... receive due notice" " 2nd "  
J. W. And it is closed .... to meet again " 3rd "

Tune: St. Sylvester.

Rev. J. B. Dykes, 1828-1876.

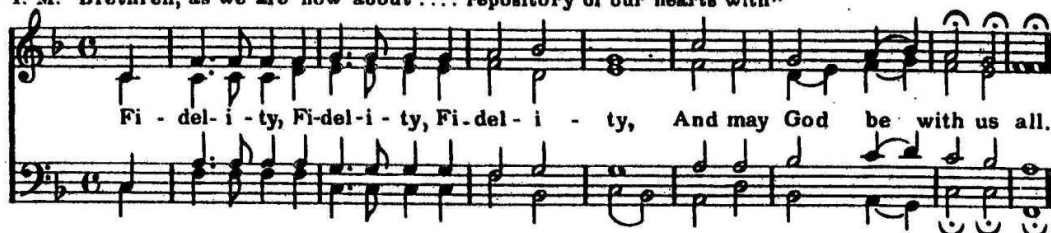


1. Now the evening shadows clos - ing Warn from toil to peaceful rest;  
2. God of light, whose love un - ceas - ing, Doth to all Thy works ex - tend,  
3. Hum - bly now we bow be - fore Thee, Grate - ful for Thine aid di - vine.



Mys - tic arts and rites re - pos - ing; Sa - cred in each faithful breast.  
Crown our Or - der with Thy bless - ing; Build, sus - tain us to the end.  
Ev - er - last - ing power and glo - ry, Might - y Archi - tect, be Thine.

P. M. "Brethren, as we are now about .... repository of our hearts with"



Fi - del - i - ty, Fi - del - i - ty, Fi - del - i - ty, And may God be with us all.

### **CLOSING HYMN** - Accompanied by The Pitchpipers

1. Now the evening shadows closing  
Warn from toil to peaceful rest;  
Mys-tic arts and rites reposing;  
Sacred in each faithful breast.
2. God of light, whose love un-ceasing,  
Doth to all Thy works extend,  
Crown our Order with Thy blessing;  
Build, sustain us to the end.
3. Hum-bly now we bow be-fore Thee,  
Grate-ful for Thine aid di-vine.  
Ev-er-last-ing power and glory,  
Might-y Architect, be Thine.

### **AULD LANG SYNE**

1. Should auld ac-quaint-ance be forgot,  
And nev-er brought to mind?  
Should auld ac-quaint-ance be forgot,  
And days of auld lang syne,
2. And here's a hand my trust-y frien',  
And gie's a hand o' thine,  
We'll tak' a cup o' kind-ness yet,  
For auld-lang-syne.

Refrain  
For auld-lang-syne, my dear,  
For auld-lang- syne;  
We'll tak' a cup o' kindness yet,  
For auld-lang-syne.

### **GRAND MASTERS' MARCHES**

These marches were composed by VW Bro Ted Arklie to honour Grand Masters. They were intended to be used for Masonic Lodge meetings.

## **ACKNOWLEDGEMENTS AND THANKS**

***MUSIC IN MASONRY was recorded in the sanctuary of St. Albert United Church in St. Albert, Alberta. It features the Church's Rogers Trillium Electronic Organ and Concert Bells. All recording was accomplished by utilizing the Church's sound and recording equipment.***

### **PRODUCER**

VW Bro Hubert (Hu) Puffer, Avon Glen Lodge #170 and Ivanhoe Lodge #142.

Grand Organist, 1986-87, 2000-01, 2001-02, 2003-04, 2011-12.

### **ASSISTANT PRODUCER**

RW Bro Neil Lonsbury, Past DDGM District #3, Temple Centennial Lodge #167.

Grand Organist, 1992-93, 1993-94, 2002-03.

### **TECHNICIANS**

W Bro Andrew Brown, Avon Glen Lodge #170.

MSc Information Technology

W Bro Dale Rokosh, Ivanhoe Lodge #142.

Recording Technician

### **PHOTOGRAPHER**

W Bro Michael Johnson, Baseline Lodge # 198

Visual Arts Instructor

### **ORGANISTS AND PIANISTS**

RW Bro Neil Lonsbury and VW Bro Hu Puffer

### **TRUMPET**

W Bro Scott Watson, Acacia Lodge #11

1977 National Jazz Band Championship

### **BAGPIPES**

Bro Kevin Thompson, Redwood Lodge #193.

Grand Piper North 2011-12.

2002 World Champion, World Pipe Band Championship, Glasgow, Scotland.

## **CONCERT HANDBELL**

RW Bro Neil Lonsbury

## **ORATOR**

RW Bro Don Corness, Avon Glen Lodge #170.

## **SINGERS**

**THE PITCHPIPERS:** This quartet of Masonic Brethren has been entertaining at Masonic functions and community events for over 15 years. All members of this noted quartet are long-time and active members of Star of the West Lodge #34, Leduc.

Lead	W Bro Robin Stuart (Director)
Tenor	W Bro Ian McDonald
Baritone	W Bro Herb Elgert
Bass	W Bro Dan Ferguson

## **GRAND LODGE WEBMASTER**

MW Bro Brian Shimmons, Fort McMurray Lodge #195

## **GRAPHIC DESIGN**

Linda Brown



(Left to Right) Michael Johnson, Dale Rokosh, Andrew Brown, Scott Watson, Ian MacDonald, Neil Lonsbury, Robin Stuart, Dan Ferguson, Herb Elgert, Hu Puffer, Kevin Thompson

## **COPYRIGHT LAWS**

Considerable research has been conducted to ensure that selected music is traditional and Public Domain. Music in Masonry should not be subject to any levies or licences.

**Funding from The Grand Lodge Committee for Instruction of Lodge Officers was gratefully received to pay for studio, equipment rentals and photocopying.**

*This Guide and Album was produced for the enjoyment of Masonic Lodges.*

For further information or comments regarding Music in Masonry please contact:  
The Grand Secretary

***MAY YOU HAVE MUSIC BURNING IN YOUR EAR  
AND THE SPIRIT OF MASONRY BURNING IN YOUR HEART***